



International Rights 2011/2012

A Selection of Titles



Schattauer GmbH

P.O. Box 10 45 43
70040 Stuttgart • Germany

Hoelderlinstr. 3
70174 Stuttgart • Germany

Phone: +49 711 22987-80
Fax: +49 711 22987-75
E-mail: info@schattauer.de
Internet: www.schattauer.com

Marion Ullrich

International Rights Manager

Dieter Bergemann

Managing Director

Wulf Bertram MD

Scientific Director

FRANKFURT BOOKFAIR 2011

You are invited to call by our booth
H 401 in hall 4.2

Phone available
October 12 – 16, 2011:
+49 1747 537927

Please arrange an appointment beforehand.

HUMAN MEDICINE

Emergency Medicine

Ortlepp, Walz **Internal Acute, Emergency and Intensive Care Medicine** 16

Dermatology

Bork et al. **Disorders of the Oral Mucosa and Lips**, 3rd ed. 6

Herpertz **Edema and Lymphatic Drainage**, 4th ed. 12

Höger **Pediatric Dermatology**, 3rd ed. 13

Tischendorf **Clinical Inspection**, 4th ed. 19

Imaging

Hombach et al. (Eds.) **Cardiovascular Magnetic Resonance Imaging**,
Textbook and Atlas 14

Internal Medicine

Förstl, Kleinschmidt (Eds.) **Dementia** 7

Halle et al. (Eds.) **Sports Therapy in Cancer** 11

Hombach, et al. (Eds.) **Cardiovascular Magnetic Resonance Imaging**,
Textbook and Atlas 14

Köppen **Prostatic Carcinoma**, 4th ed. 15

Ortlepp, Walz **Internal Acute, Emergency and Intensive Care Medicine** 16

Tischendorf **Clinical Inspection**, 4th ed. 19

Neurology

Bewermeyer et al. (Eds.) **Neurological Differential Diagnosis** 5

Förstl, Kleinschmidt (Eds.) **Dementia** 7

Grabowski **Manual Neurological Acute and Intensive Medicine** 9

Rüegg **Brain, Psyche and Body**, 5th ed. 23

Trenkwalder **Parkinson's Disease** 20

Pediatrics

Fuchs (Ed.) **Solid Tumors in Childhood** 8

Höger **Pediatric Dermatology**, 3rd ed. 13

Reinehr et al. (Eds.) **Pediatric Dietary Medicine** 17

Striebel **Anesthesia in Children** 18

Surgery

Hach, Mumme (Eds.) **Venous Surgery**, 3rd ed. 10

Hombach, et al. (Eds.) **Cardiovascular Magnetic Resonance Imaging**,
Textbook and Atlas 14

Textbooks for Medical Students

Tischendorf **Clinical Inspection**, 4th ed. 19

PSYCHIATRY, PSYCHOSOMATIC MEDICINE, PSYCHOTHERAPY

Neu (Ed.) Acute Psychiatry , 2 nd ed.	21
Rief, Birbaumer (Eds.) Biofeedback , 3 rd ed.	22
Rüegg Brain, Psyche and Body , 5 th ed.	23
Wild (Ed.) Humor in Psychiatry and Psychotherapy	24

VETERINARY MEDICINE

Böhmer Dentistry in Rabbits and Rodents	25
Erhardt et al. (Eds.) Anesthesia and Analgesia in Small Animals and Pets , 2 nd ed.	26
Grell, Maleh Atlas of Equine Dentistry	27
König, Liebich (Eds.) Anatomy of Domestic Mammals , 5 th ed.	28
Kraft et al. (Eds.) Drug Dosage Suggestions for Small Rodents, Rabbits and Ferrets	29
Kraft (Ed.) Recommended Dosages for Canine and Feline Medications , 5 th ed.	30
Liebich Functional Histology of Domestic Mammals and Birds , 5 th ed.	31
Schrey Emergency Treatment in Small Animal Practice , 2 nd ed.	32
Ströse et al. Drug Dosage Suggestions for Birds, Reptiles, Amphibians and Fish	33
Vogt (Ed.) Textbook of Equine Dentistry	34

New Series: KNOWLEDGE & LIVING


Braitenberg The Image of the World in the Mind	35
Braitenberg Information – The Spirit in Nature	35
Bresch Evolution	35
Burkhard Mindfulness – Decision for a new way	36
Fiedler Behavioral Therapy mon amour	35
Rüegg Mind & Body	35
Spitzer Dopamine & Cheese Cake	36
Spitzer Enlightenment 2.0	36
Spitzer Flirting, Kissing, Sweet Idleness	36

Heiko Bewermeyer, Gereon R. Fink,
Volker Limmroth (Eds.)

Neurological Differential Diagnosis

Evidence-Based Decision-Making Processes
and Diagnostic Pathways

Neurologische Differenzialdiagnostik
Evidenzbasierte Entscheidungsprozesse und
diagnostische Pfade



Traditional differential diagnosis textbooks list all the clinical pictures that could be considered for a specific symptom. However, this "exclusion principle" is not much help in the everyday clinical setting. This is why this book takes a different approach – "Neurological Differential Diagnosis" is based on a concept that is exactly matched to everyday clinical practice.

The book concentrates on differential diagnostic decision-making processes that are underpinned by evidence-based medicine. Flow diagrams illustrate the patient's path from symptom to diagnosis.

There is special emphasis on suitability for practice: when should you consult colleagues from other specialties? Which investigation can be waived in which particular case? What are the common causes of any specific symptom?

This book gives you professional support for a direct approach to navigate cleanly through the labyrinth of neurological symptoms – and to be sure of a precise diagnosis!

▪ Essentials

- **Evidence-based:** established differential diagnostic decision-making processes
- **True to the clinical setting:** clinical pathways in clear flow diagrams
- **Suitable for practice:** includes interdisciplinary aspects, highlights cardinal clinical features

2011. 496 pages, 67 diagrams, 155 tables, hardcover,
16,5 x 24 cm
€ 99,- (D) • ISBN 978-3-7945-2663-5

Target Readership x-xxx

Doctors	xxx
Students	x
Other health professionals (nurses, physiotherapists etc.)	
Pharmaceutical industry	

▪ Of interest to


Hospital- and practice-based
neurologists and psychiatrists,
general practitioners, internists

▪ Publication date

September 2010

▪ Rights available

All languages, except Polish



**Konrad Bork, Walter Burgdorf,
Nikolaus Hoede**

Disorders of the Oral Mucosa and Lips

Clinical Presentation, Diagnostics, and
Treatment. Atlas and Handbook

Mundschleimhaut- und Lippenkrankheiten
Klinik, Diagnostik und Therapie
Atlas und Handbuch

Target Readership x-xxx

Doctors xxx

Students

Other health professionals
(nurses, physiotherapists etc.)

Pharmaceutical industry x

▪ Of interest to

Dermatologists, ENT physicians,
dentists, internists, and general
practitioners

▪ Publication date

July 2008

▪ Rights available

All languages, except Russian

The mouth and lips – a mirror to the patient's internal condition...

Changes in the oral mucosa and lips often provide the earliest important diagnostic signs of general systemic illness. Many immune disorders and certain skin conditions also manifest in this region with characteristic symptoms that are distinct from typical disorders of the oral mucosa.

Therefore, a good foundation in this area is helpful not just to dermatologists, ENT physicians, and dentists, but to internists and general practitioners as well. The proven combination of atlas and handbook, now in a third edition, provides optimal conditions for building your knowledge.

All symptoms and disorders of the oral mucosa and perioral region are described in comprehensive detail, with all clinically relevant aspects included. Hundreds of new characteristic photos provide outstanding illustrations, giving the reader a complete overview of physiological relationships, variations to the norm and pathological changes and making this volume an indispensable aid to starting the right diagnostic and therapeutic measures for a specific problem.

▪ Essentials

- Detailed listing of all symptoms and disorders of the oral mucosa and lips
- **Outstanding illustrations:** more than 700 photos illustrate characteristic findings
- **Diagnostic methods and therapy options:** the latest knowledge in 67 fully revised and updated chapters
- **New user-friendly layout:** tables of contents now moved to the front, with systematic color coding for quick lookups

3rd, revised and expanded edition 2008. 445 pages,
741 color illustrations, 37 tables, hardcover, 21 x 28 cm
€ 249,- (D) • ISBN 978-3-7945-2486-0

Hans Förstl, Carola Kleinschmidt (Eds.)

Dementia

Diagnosis and Therapy of Alzheimer's and Vascular Dementia

Demenz

Diagnose und Therapie von Alzheimer- und vaskulärer Demenz



As a result of demographic shifts, neurodegenerative illnesses such as Alzheimer's dementia are becoming one of our society's biggest medical and social problems. Careful diagnosis, sound treatment by internists and psychiatrists, and individualized care for dementia patients are all indispensable.

"Dementia" is intended for general practitioners, who are generally the first to be confronted with the dementia-related changes in their patients' behavior. The book provides comprehensive information about the medical options available for the treatment of Alzheimer's and vascular dementia.

▪ Essentials

- Gives a detailed overview of current diagnosis and differential diagnosis criteria for Alzheimer's and vascular dementia
- Includes a practical guide that will serve as an important orientation point for general practitioners for the diagnosis and treatment of patients suffering from dementia
- Lists the therapies that are available to improve quality of life for patients and their loved ones

2011. 162 pages, 26 illustrations, 17 tables, softcover, 12 x 18,5 cm
 € 19,95 (D) • ISBN 978-3-7945-2708-3

Target Readership x-xxx

Doctors	xxx
Students	x
Psychologists/ Psychotherapists	x
Other health professionals (nurses, physiotherapists etc.)	xxx
Pharmaceutical industry	xx

▪ Of interest to

General practitioners, internists, gerontologists, neurologists, elderly care nurses, family and friends of patients with dementia

▪ Publication date

November 2010

▪ Rights available

All languages



Jörg Fuchs (Ed.)

Solid Tumors in Childhood

Basic principles – Diagnostics – Therapy

Solide Tumoren im Kindesalter

Grundlagen – Diagnostik – Therapie

Target Readership x-xxx

Doctors xxx

Students x

Other health professionals
(nurses, physiotherapists etc.)

Pharmaceutical industry x

▪ Of interest to

Pediatric oncologists, pediatric surgeons, pediatric urologists, pediatric neurosurgeons, pediatric radiologists, pediatricians

▪ Publication date

December 2011

▪ Rights available

All languages

The new standard work in the treatment of solid tumors in childhood

In recent decades, pediatric oncology has made tremendous progress in the treatment of malignant tumors, so that tumors in children and adolescents can today be recognized early and optimally treated. Interdisciplinary therapy, based on therapy optimization protocols, has a decisive influence on the success of treatment.

This textbook gives a clear and comprehensible overview of the basic principles, diagnostics and therapy of solid tumors in childhood. Renowned national and international experts from the fields of surgery, oncology, radiotherapy and pathology explain in detail all the benign and malignant tumors – from molecular biology via diagnostics to antibody therapy, hyperthermia and bone marrow transplants. Excellent illustrative material explains all the special features of diagnostics and therapy. In addition, the enclosed DVD gives a step-by-step presentation of over 15 conventional and minimally invasive operations.

A therapy guide and reference work for all pediatric oncologists, pediatric surgeons, pediatric urologists, pediatric neurosurgeons and pediatric radiologists!

With a preface by Thomas Klingebiel

Includes DVD showing tumor surgery

2011. Approx. 392 pages, approx. 430 illustrations, approx. 73 tables, hardcover, includes DVD showing tumor surgery, 21 x 28 cm

Approx. € 149,- (D) • ISBN 978-3-7945-2786-1

André Grabowski

Manual Neurological Acute and Intensive Medicine

A Practical Guide for Everyday Clinic Work

Manual Neurologische Akut- und Intensivmedizin
Arbeitsbuch für den klinischen Alltag



Competent with medical machines!

Which doctor hasn't had that unpleasant feeling on hearing that he or she is soon to be put to work in the intensive care unit? Almost all doctors report for this duty, which is always about life and death, with great respect.

The Neuro-Intensive-Manual provides the knowledge that is indispensable in neurological intensive care and stroke units. It has been conceived explicitly as a practical guide and manual. It spans basic principles and the intensive care unit, to specific neurological issues and the diagnosis and treatment of all complications that can occur.

The author has deliberately avoided dogmatic instructions. On the contrary, he lays down didactically clear guidelines for giving the patient the best possible treatment. Besides the very latest treatment methods he picks out established interventions and encourages the reader to combine these options individually.

All the latest knowledge for a successful introduction and successful work on neurological intensive care units!

▪ Essentials

- **Up-to-date:** modern diagnostic and treatment methods at a glance
- **Comprehensive:** all the special aspects of neurological disorders; all complications for intensive care patients
- **Practice-oriented:** specific instructions for everyday clinical work

2012. Approx. 272 pages, approx. 180 figures, softcover, 16,5 x 24 cm
Approx. € 59,- (D) • ISBN 978-3-7945-2699-4

Target Readership x-xxx

Doctors	xxx
Students	x
Other health professionals (nurses, physiotherapists etc.)	x
Pharmaceutical industry	x

▪ Of interest to

Neurologists, intensive care specialists

▪ Publication date

1st quarter of 2012

▪ Rights available

All languages



Wolfgang Hach, Achim Mumme (Eds.) Venous Surgery

Operative, interventional and conservative aspects

VenenChirurgie
Operative, interventionelle und konservative Aspekte

Target Readership x-xxx

Doctors	xxx
Students	xx
Other health professionals (nurses, physiotherapists etc.)	xx
Pharmaceutical industry	xxx

▪ Of interest to

Surgeons, dermatologists, angiologists and phlebologists in hospitals and doctors' offices

▪ Publication date

4th quarter of 2011

▪ Rights available

All languages

Acute and chronic venous disorders are among the most common clinical conditions in the Western-oriented industrialized nations.

The variety of diagnostic procedures, the differentiated therapeutic indications and the competent handling of complications require a high level of know-how and situation assessment along with interdisciplinary vision.

In its 3rd edition, "Venous Surgery" continues to set the standard: leading experts present the accumulated knowledge on venous surgery, taking into account the current guidelines of the medical associations. Surgical measures and interventional procedures, such as catheter techniques to treat valvular insufficiency in the saphenous veins, stent-supported recanalisation of the deeper leg veins or coiling in pelvic insufficiency, are described comprehensively. The focus is on detailed instructions: the individual techniques are presented precisely, step by step, and easy-to-remember schematic diagrams and photos of surgery illustrate complex associations.

In this book, Wolfgang Hach imparts his tremendous wealth of experience. Achim Mumme, a renowned expert, co-edits the work. An expanded team of authors presents all the interventional and conservative aspects of phlebological treatment options.

"Venous surgery" – an indispensable companion, not only for surgeons but also for dermatologists, angiologists and phlebologists in hospitals and doctors' offices.

3rd, revised edition 2011. Approx. 370 pages, approx. 550 illustrations, approx. 65 tables, hardcover, 21 x 28 cm
Approx. € 129,- (D) • ISBN 978-3-7945-2842-4

**Martin Halle, Melanie Rank,
Verena Freiberger**
Sports Therapy in Cancer

Basic principles – Diagnostics – Practice

Sporttherapie bei Krebserkrankungen
Grundlagen – Diagnostik – Praxis



Active against cancer

Sport against cancer – rarely has a supportive treatment gained such a significant position within such a short time. Sports therapy now represents an established component of supportive cancer therapy. An improved physical and mental state of health and the easing of side effects and sequelae have been scientifically documented.

This textbook presents the entire spectrum of exercise therapy in cancer in a practically oriented and clearly laid out manner: it covers diagnostic options and sports therapy with various entities. The authors, who all have practical experience in this area, consider various training goals, such as stamina, strength, coordination, flexibility and relaxation. The effects of physical activity on cancer-specific concomitant symptoms and the contraindications are matched to the most common types of cancer. Thus, patients can be safely introduced to exercise and sport in a manner appropriate to their individual situation.

An essential book for practicing oncologists, gynecologists, urologists and general practitioners as well as physiotherapists and sports therapists.

2012. Approx. 208 pages, approx. 40 illustrations, approx. 20 tables, softcover, 16,5 x 24 cm
Approx. € 29,95 (D) • ISBN 978-3-7945-2834-9

Target Readership x-xxx

Doctors	xxx
Students	
Other health professionals (nurses, physiotherapists etc.)	xxx
Pharmaceutical industry	

Of interest to

Oncologists, gynecologists, urologists, general practitioners, physiotherapists sports therapists

Publication date

1st Quarter of 2012

Rights available

All languages



Ulrich Hertz Edema and Lymphatic Drainage

Diagnosis and Treatment
of Edematous Disorders

Ödeme und Lymphdrainage
Diagnose und Therapie von Ödemkrankheiten

Target Readership x-xxx

Doctors xxx

Students

Other health professionals
(nurses, physiotherapists etc.) xxx

Pharmaceutical industry

The handy reference book on all edematous disorders

Edema is common and is usually easily recognized – but it still repeatedly poses complex differential diagnostic and therapeutic questions. What is the underlying disease? Is this combined edema? Which forms of edema respond to diuretics, which to manual lymphatic drainage and compression?

Ulrich Hertz also has qualified answers to these questions in this extended volume. He clearly explains the links between pathophysiological connections and characteristic symptoms of the disorder to ensure a reliable diagnosis and successful treatment. He gives in-depth explanations of the principles of differentiated diuretic treatment. Schematic illustrations make it easier to follow the various techniques used in manual lymphatic drainage and compression therapy; impressive color illustrations of clinical aspects will increase your awareness of details.

This book best prepares doctors and physiotherapists who practice lymphology to help patients in their difficult situation.

▪ Of interest to

Doctors, physiotherapists,
lymphatic drainage therapists,
edema therapists, masseurs

▪ Publication date

February 2010

▪ Rights available

All languages, except Portuguese

▪ Essentials

- **New in the 4th edition:** e.g. edema in obesity, lymphedema in obesity, the systematics of tissue proliferation, kinesio taping, 35 additional color illustrations
- **Competent author:** internist and expert teacher with over 25 years' experience in clinical lymphology
- **Tried and tested reference volume:** clear layout, many tables and color illustrations, comprehensive index

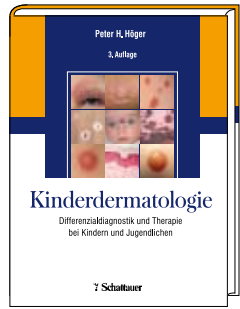
4th, revised and extended edition 2010. 386 pages,
419 figures, 36 tables, hardcover, 16,5 x 24 cm
€ 69,- (D) • ISBN 978-3-7945-2703-8

Peter H. Höger

Pediatric Dermatology

Differential Diagnosis and Treatment
of Children and Teenagers

Kinderdermatologie
Differenzialdiagnostik und Therapie
bei Kindern und Jugendlichen



The best possible optimum guide through the complex world of dermatological differential diagnosis

Confidence in recognizing, classifying and treating skin changes in children and teenagers – this requires extensive dermatological, internistic and pharmacological knowledge. Peter Höger has laid the successful cornerstone for this in his text- and reference book – now in its 3rd revised and extended edition. Clearly laid out and easily understandable, the author presents the vital organ, skin. He succinctly points out the special features of common and unusual skin diseases and how to treat them. Numerous cautionary texts and rules of thumb are particularly valuable for everyday practice, high quality illustrations, comprehensive tables for differential diagnosis and posology as well as highly recommended magistral prescriptions. In addition, flowcharts lead quickly from cutaneous symptoms to the correct clinical picture – because quick action can often save lives.

▪ Essentials

- **For pediatricians and dermatologists:** from an experienced specialist
- **From symptom to diagnosis:** easily remembered flow diagrams and tables for differential diagnosis
- **From diagnosis to treatment:** choice and posology of topical and systemic drugs, paediatric dosage tables and magistral prescriptions
- **New in the 3rd edition:** chapters on vasculitis and granulomatous diseases, classification of the diseases of connective tissue and all therapy options (e.g. for neurodermitis, psoriasis) as well as anatomic diagnosis tables

3rd, completely revised and extended edition 2011.
664 pages, 699 figures, 308 tables, hardcover,
21 x 28 cm
€ 129,- (D) • ISBN 978-3-7945-2730-4

Target Readership x - xxx

Doctors	xxx
Students	x
Other health professionals (nurses, physiotherapists etc.)	
Pharmaceutical industry	

▪ Of interest to

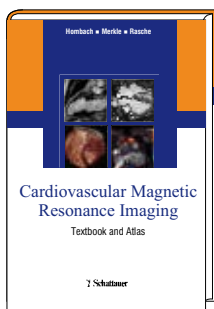
Pediatricians, dermatologists,
general practitioners

▪ Publication date

March 2011

▪ Rights available

All languages



**Vinzenz Hombach, Nico Merkle,
Volker Rasche (Eds.)**

Cardiovascular Magnetic Resonance Imaging

Textbook and Atlas

Cardiovascular Magnetic Resonance Imaging
Textbook and Atlas

Target Readership x-xxx

Doctors	xxx
Students	x
Other health professionals (nurses, physiotherapists etc.)	
Medical industry	xx

▪ Of interest to

radiologists, cardiologists, interventional cardiologists, vascular specialists, angiologists, radiology technicians

▪ Publication date

1st quarter of 2012

▪ Rights available

All languages

▪ Essentials

- Comprehensive and clear description of MRI techniques and protocols for all types of cardiovascular examinations
- Detailed description and discussion of every routine and new application of CMR for both clinical diagnosis and patient management as well as experimental investigations
- Chapters written in a balanced and structured format regarding both disease description and experimental applications as well as results of CMR imaging
- Thorough discussion of relevant recent and actual publications on the latest results of clinical and experimental investigations regarding CMR techniques and clinical application
- Inclusion of important experimental topics like CMR studies in animals or cardiac magnetic resonance spectroscopy, and clinical issues like CMR-based follow-up of cardiovascular interventions, CMR assessment of pulmonary vascular diseases, incidental findings on CMR imaging, or the role of cardiac computed tomography as an alternative to CMR
- Excellent and instructive figures and schematics

2012. Approx. 592 pages, approx. 520 figures, hardcover, 21 x 28 cm
€ 229,- (D) • ISBN 978-3-7945-2799-1

Ulrich Köppen


Prostatic Carcinoma

Alternatives to radical surgery

A guide for patients, physicians and readers with a medical interest

Prostatakarzinom

Alternativen zur radikalen Operation
Ein Ratgeber für Betroffene, Ärzte und
medizinisch Interessierte



From diagnosis to appropriate treatment!

This successful manual – now in its 4th completely revised and updated edition – gives a comprehensive overview of the diagnosis and therapy of prostatic carcinoma.

The available treatment methods – radical surgery, radiotherapy, cryotherapy and high intensity focused ultrasound (HIFU) – are described clearly, taking the recommendations of the German and European guidelines into account. In the new edition, the author gives detailed coverage to the increasing importance of radiotherapy.

Complications and side effects, particularly the risk of sexual impotence, which is associated with all forms of treatment, and corresponding options to avoid and treat it, are described in detail. Reference is made to important internet sites and self-help groups and a comprehensive bibliography rounds off this guide.

Up to date, well structured, informative: for patients with prostatic carcinoma and their relatives, readers with a medical interest, general practitioners, urologists, radiologists and medical oncologists.

4th, updated and revised edition 2011. 152 pages, 44 illustrations, 11 tables, softcover, 16,5 x 24 cm
€ 24,95 (D) • ISBN 978-3-7945-2821-9

Target Readership x-xxx

Doctors	xxx
Students	x
Other health professionals (nurses, physiotherapists etc.)	x
Pharmaceutical industry	x

Of interest to


General practitioners, urologists, radiologists, medical oncologists, patients with prostatic carcinoma and their relatives

Publication date

September 2011

Rights available

All languages



Jan Ortlepp, Roland Walz Internal Acute, Emergency and Intensive Care Medicine

The ICU-Survival-Book

Internistische Akut-, Notfall- und Intensiv-
medizin

Das ICU-Survival-Book

Target Readership x-xxx

Doctors xxx

Students xx

Other health professionals
(nurses, physiotherapists etc.)

Pharmaceutical industry

When every second counts, rapidly available knowledge counts double!

More than ever before, the optimal care of patients in hospital is associated with competence in emergency and intensive care medicine. The high demands in this area, often linked to lack of experience in actual emergency situations, can unsettle physicians and nursing staff and test the limits of their medical knowledge.

This book is the product of many years spent in the intensive care unit and emergency room and combines clear concepts in the care of critically ill patients. Evidence-based treatment strategies are listed and assessed in terms of their applicability, the dosage of specific drugs is recommended and interventions, such as chest tubes, airway management, etc. are described in very practical terms with original photos. Conceived by intensive care physicians with many years' experience, the book presents a structured and comprehensible summary of the main facts. Thus, not only newly qualified physicians but also experienced specialist physicians working in the intensive care unit, emergency room and those on call have a reliable and practical guide at their disposal.

▪ Of interest to

Internists, physicians working in medical, anesthesiologic/surgical and interdisciplinary intensive care units and in emergency rooms, intensive care staff, students

▪ Publication date

4th quarter of 2011

▪ Rights available

All languages

2011. Approx. 400 pages, approx. 168 figures, softcover, 16,5 x 24 cm
Approx. € 59,- (D) • ISBN 978-3-7945-2806-6

**Thomas Reinehr, Mathilde Kersting,
Agnes van Teeffelen-Heithoff,
Kurt Widhalm (eds.)**

Pediatric Dietary Medicine

Basic principles and practical usage

Pädiatrische Ernährungsmedizin

Grundlagen und praktische Anwendung



How does our body function – and what is hidden in the depths?

What forms our shape? How does our metabolism function? How does our nervous system work? Learn more about your body! The fascinating illustrated book "Inside Views of the Human Body" from the internationally renowned professors of anatomy, Elke Lütjen-Drecoll and Johannes W. Rohen, offers spectacular insights with unique photographs.

The construction of the human body, the interplay between its organs and the complex courses of many metabolic processes do not only concern scientists and medics; they have always aroused interest, curiosity and, in many cases, astonishment. For the first time ever, "Inside Views of the Human Body" presents unique photographs and vivid graphics and provides fascinating insights into the function of our organs that are worth knowing: medical backgrounds, impressively illustrated with dissections full of attention to detail and clearly laid out – a Wow experience for all those interested in medicine.

Start your journey through the human body, discover the surprising connections, and understand how and why our body functions just as it does.

2011. 424 pages, 39 illustrations, 52 tables, hardcover,
16,5 x 24 cm
€ 59,- (D) • ISBN 978-3-7945-2794-6

Target Readership x-xxx

Doctors	xxx
---------	-----

Students	x
----------	---

Other health professionals (nurses, physiotherapists etc.)	xxx
---	-----

Pharmaceutical industry	
-------------------------	--

Of interest to

Pediatricians in hospitals and practice, pediatricians in further training, general practitioners, ecotrophologists, dietary assistants, carers and educators wishing to issue dietary recommendations in pediatrics

Publication date

September 2011

Rights available

All languages



Hans Walter Striebel Anesthesia in Children

Safety in clinical practice

Anästhesie bei Kindern
Sicherheit in der klinischen Praxis

Target Readership x-xxx

Doctors	xxx
Students	x
Other health professionals (nurses, physiotherapists etc.)	x
Pharmaceutical industry	xx

▪ Of interest to

Anesthesists

▪ Publication date

4th quarter of 2011

▪ Rights available

All languages

A new masterpiece from Prof. Striebel: Safe anesthesia in children

Anesthesia in children requires specialist knowledge and is relatively hazardous. It is therefore not surprising that many anesthetists are uneasy performing anesthesia in children and ask themselves how anesthetic incidents in children can best be avoided.

They will find the answers in the new "Children's Striebel". The book supplies substantiated information on pediatric anesthesia. It covers in detail the special features and risks of anesthesia in children and also gives clear instructions on how to avoid or treat any complications that may occur. The knowledge presented concentrates on important clinical aspects and can be directly incorporated into practice. As usual, the explanations of the renowned author of "Anesthesia" are easy to understand with an optimal didactic structure and are complemented by excellent illustrative material – the best qualifications for ensuring calm and safe procedures in every situation.

Ideal for prospective anesthetists to study and for practicing specialists to regularly update essential knowledge!

▪ Essentials

- **Child-related:** detailed and comprehensible description of the anesthetic procedure
- **Child-specific:** information on the specific anatomic and physiologic features of children
- **Safe for children:** listing of possible complications and their avoidance or elimination
- **Suitable for children:** lists all specific instruments and medications

2011. Approx. 368 pages, 166 illustrations, 57 tables, hardcover, 16,5 x 24 cm
Approx. € 69,- (D) • ISBN 978-3-7945-2822-6

Frank W. Tischendorf

Clinical Inspection

A Compact Atlas of Clinical Inspection and Differential Diagnosis

Blickdiagnostik
Compactatlas der klinischen Inspektion und Differenzialdiagnostik



Visual diagnosis with all differential diagnoses!

The rapid and correct assessment of visible symptoms is an essential prerequisite for medical treatment to begin. This pocket atlas is an excellent tool for sharpening your own clinical visual observation skills.

In the new fourth edition of this classic pocket-size guide, the internationally renowned author provides a solid selection of excellent clinical illustrations of many important diagnoses, as well as some that are much less common, from internal medicine, dermatology, neurology, orthopedic surgery, and ophthalmology.

A well-thought-out chapter structure, including a new color-coded guide system, and many helpful tables make it easy to quickly find the information you want. With its completely updated body of information, this book is an indispensable aid – from the first day of clinical training to everyday situations in clinical or private practice.

With contributions from Jens Papke and Jens J. W. Tischendorf

4th, revised and extended edition 2010. 422 pages, 595 illustrations, 51 tables, softcover, 12 x 18,5 cm
€ 29,95 (D) • ISBN 978-3-7945-2654-3

Target Readership x-xxx

Doctors	xxx
Students	xxx
Other health professionals (nurses, physiotherapists etc.)	x
Pharmaceutical industry	

Of interest to


Medical students, general practitioners, internists, dermatologists, orthopedists, neurologists, ophthalmologists, nursing staff

Publication date

November 2009

Rights available

All languages



Claudia Trenkwalder Parkinson's Disease

Understanding and overcoming the disease

Parkinson

Die Krankheit verstehen und bewältigen

▪ Of interest to

Patients with Parkinson's disease and their families, caring relatives, nursing services, interested general readers

▪ Publication date

May 2011

▪ Rights available

All languages

A diagnosis of Parkinson's disease – what can I do?

In Germany, more than 250,000 people have Parkinson's disease. The disease takes a stealthy course; symptoms are often not diagnosed until a late stage or are initially attributed to other clinical conditions. After the diagnosis has been made, the following questions are of major importance to those affected:

- What treatment options are available?
- Which drugs can help?
- What can I do to gain control of the physical symptoms?
- How can my family and I deal with the psychological stress associated with the disease?

In this book, the neurologist and specialist in Parkinson's disease Prof. Claudia Trenkwalder and her team of authors describe the symptoms of the disease and present all the treatment options. The mode of action and the side effects of antiparkinsonian drugs are described in detail. In addition, the authors give advice on how patients can live more easily with their disease and thus manage their daily lives better. An entire chapter is devoted to explaining what patients with Parkinson's disease need to consider, if they have to undergo surgery for other complaints.

A useful guide written by experts for patients and relatives.


In collaboration with Dr. Manfred Georg Krukemeyer, Dr. Gunnar Möllenhoff and qualified psychologist Dr. Ellen Trautmann

2011. 128 pages, 42 colored illustrations, 1 table, softcover, 14,5 x 22 cm
€ 19,95(D) • ISBN 978-3-7945-2810-3

Peter Neu (Ed.)
Acute Psychiatry

The emergency manual

Akutpsychiatrie
 Das Notfall-Manual



Rapid and correct treatment of acute psychiatric cases

Psychiatric emergencies require rapid decisions. Prompt diagnostic appraisal and initiation of treatment is required – even if only limited diagnostic tools and medical history are available.

This successful manual, now in its 2nd updated edition, is a reliable companion in emergency situations. Using practical operational strategies, you master acute situations in psychiatry and are given all the relevant information on the diagnosis and therapy of psychiatric syndromes.

On the basis of numerous case studies, the authors cover areas ranging from the medical history and possible differential diagnoses to acute pharmacotherapy and transition to the established treatment of specific clinical disorders. Further topics covered in detail are the organization of an acute ward and the outlining of treatment algorithms.

"Acute psychiatry": the optimal practical guide for clinical psychiatrists and emergency physicians, physicians in other specialties, psychotherapists and psychologists working in acute outpatient care.

2nd, revised edition 2011. 245 pages, 8 illustrations, 30 tables, softcover, 16,5 x 24 cm
 € 29,95 (D) • ISBN 978-3-7945-2805-9

Target Readership x-xxx

Doctors	xxx
Psychologists/ Psychotherapists	xxx
Students	xxx
Other health professionals (nurses, physiotherapists etc.)	xx
Pharmaceutical industry	x

▪ **Of interest to**


Clinical psychiatrists, psychotherapists, physicians working in acute outpatient care (emergency physicians, physicians in social-psychiatric service)

▪ **Publication date**

May 2011

▪ **Rights available**

All languages, except Polish



Winfried Rief, Niels Birbaumer (Eds.) Biofeedback

Basic principles, indications, communication, procedures

Biofeedback

Grundlagen, Indikationen, Kommunikation, Vorgehen

Target Readership x-xxx

Doctors	x
Psychologists/ Psychotherapists	xxx
Students	xx
Other health professionals (nurses, physiotherapists etc.)	xx
Pharmaceutical industry	

▪ Of interest to

Clinical psychologists, psychotherapists, general practitioners, orthopedists, internists, gynecologists, urologists, ENT physicians

▪ Publication date

December 2010

▪ Rights available

All languages

Learn to influence your body.

Not only stress, anxiety and pain, but also chronic neurological diseases, such as epilepsy, paralysis and ADHD: many people suffer from these disorders. They are often accompanied by complaints such as impaired concentration, impaired perfusion, palpitations or muscle tension – symptoms that are also stressful in themselves. One way out of this vicious circle is biofeedback therapy.

The authors – all experienced biofeedback therapists – give, in particular, a detailed presentation of the practical implementation in addition to the underlying scientific principles and indications for treatment. Readers thus gain informative insights into how patients can influence physical regulatory mechanisms through learning processes and thus exercise a positive long-term influence on the course of certain disorders.

The 3rd completely revised edition now also explains biofeedback therapy in asthma patients. In addition, the book presents the real-time fMRI method, which opens up new options, for instance in the treatment of pain, tinnitus and schizophrenia.

Clinical psychologists, psychotherapists and physicians of every specialty can therefore fall back on an effective therapy with few side effects.

▪ Essentials


- **Suitable for clinical practice:** all relevant facts for immediate application
- **Soundly based:** current data from research, hospitals and clinical practice
- **New in the 3rd edition:** biofeedback therapy in asthma patients; basic principles and possible applications of the real-time fMRI neurofeedback

3rd, compl. revised and exp. edition 2011. 412 pages, 96 illustrations, 48 tables, hardcover, 16,5 x 24 cm
€ 49,95 (D) • ISBN 978-3-7945-2748-9

Johann Caspar Rüegg Brain, Psyche and Body

Neurobiology of psychosomatic medicine
and psychotherapy

Gehirn, Psyche und Körper
Neurobiologie von Psychosomatik und
Psychotherapie



“Change the mind and you change the brain.”

Everyone knows that structural changes in the brain, e. g. due to trauma or degeneration, influence our behavior. But, conversely, can behavioral changes and our thoughts restructure the neuronal networks of our brain? How do our experiences in life, as well as chronic pain, depression or anxieties and other emotions, change our brain structure? What effect do psychotherapeutic action – “talking” medicine – or spiritual experiences, such as meditation, have on a neuronal restructuring?

Intuitively and on the basis of manifold therapeutic experience, this mutual influencing of psyche and soma – mind and body – has long been used in physical and mental healing processes: words and thoughts can attenuate pain and trauma; feelings can be affected by posture or facial expressions; meditation and mindfulness exercises strengthen the immune system.

In an informed and stylistically engaging manner, the Heidelberg physiologist, Johann Caspar Rüegg, describes the astounding effects of neuroplasticity on the brain, psyche and body. In the 5th edition of his book, now updated and expanded, the neurophysiological and biochemical processes and their concrete relationship to psychosomatic medicine and psychotherapy are described in a comprehensible way.

With a preface by Gerd Rudolf

5th, updated and expanded edition 2011. 270 pages,
15 illustrations, hardcover, 16,5 x 24 cm
€ 36,95 (D) • ISBN 978-3-7945-2652-9

Target Readership x-xxx

Doctors	xxx
Psychologists/ Psychotherapists	xxx
Students	xx
Other health professionals	xxx
Pharmaceutical industry	x

• Of interest to

Physicians (neurology and psychiatry, psychosomatic medicine, psychoneuroimmunology, physiology), neurobiologists, psychologists, psychotherapists

• Publication date

November 2010

• Rights available

All languages



Barbara Wild (Ed.) Humor in Psychiatry and Psychotherapy

Neurobiology, methods, practice

Humor in Psychiatrie und Psychotherapie
Neurobiologie, Methoden, Praxis

Target Readership x-xxx

Doctors	xx
Psychologists/ Psychotherapists	xxx
Students	
Other health professionals	xx
Pharmaceutical industry	

▪ Of interest to

Psychiatrists, psychologists, medical and psychological psychotherapists, neurobiologists, members of therapeutic professions (art therapists, physiotherapists, ergotherapists), laughter trainers, hospital clowns and general practitioners and internists

▪ Publication date

September 2011

▪ Rights available

All languages

Laughing allowed!

What would our lives be without humor? It's perfectly obvious: more boring and difficult. But what about therapy and humor? In this book renowned authors illuminate this question from various points of view: from the angles of behavioral therapy and depth psychology, hypnotherapy and provocative style, art therapy and neurobiology.

Further topics covered by this book include how humor and laughing can be trained, the meaning of humor as a personality trait, how irony works, whether psychological diseases impair humor and whether there are differences in humor between children and the elderly.

This "Humor Cookbook" gives the reader many impulses for practical work with patients: how can one convey therapeutic insights using humor? Can the patient be encouraged towards a humorous approach to his/her problems? What does it mean when patients make jokes? When does one avoid problems by making jokes and when is laughing allowed?

Recommended for all therapists who want to incorporate humor into their work.

With a preface by Otto F. Kernberg

2011. 336 pages, 50 illustrations, hardcover,
16,5 x 24 cm
€ 39,95 (D) • ISBN 978-3-7945-2796-0



Estella Böhmer

Dentistry in Rabbits and Rodents

Practice Guide

Zahnheilkunde bei Kaninchen und Nagern
Leitfaden für die Praxis

Arrive at the diagnosis quickly, purposefully and cheaply – simple with this practice-oriented guide!

An introduction to the special anatomy and physiology is followed by species-specific dental disorders and step-by-step diagnostic and clinical aspects and treatment options. There is a deliberate focus on diagnostic radiology. The reader learns established and innovative positioning techniques, e.g. for intraoral films, that are simple to put into practice. Extraction of changed incisors and molars and the treatment of bony abscesses are a central element of the treatment options described.

▪ Essentials

- **Species-specific:** rabbit, guinea pig, chinchilla, degu, rat, mouse, hamster and chipmunk
- **With X-ray sight:** presentations of pathological findings and interpretation of malocclusion with reference lines drawn into the X-rays
- **Pain-free:** a chapter on anesthesia and pre-emptive pain therapy

2011. 270 pages, 435 figures, 27 tables, hardcover,
21 x 28 cm
€ 89,- (D) • ISBN 978-3-7945-2751-9

Target Readership x-xxx

Veterinary surgeons	xxx
Students (Vet Med)	x
Other animal health professionals	x
Pharmaceutical industry	x

▪ Of interest to


Vets in small animal practice

▪ Publication date

December 2010

▪ Rights available

All languages



**Wolf Erhardt, Julia Henke,
Jörg Haberstroh, Christine Baumgartner,
Sabine Tacke (Eds.)**

Anesthesia and Analgesia in Small Animals and Pets

with exotic animals, laboratory animals, birds, reptiles, amphibians and fish

Anästhesie und Analgesie beim Klein- und Heimtier: mit Exoten, Labortieren, Vögeln, Reptilien, Amphibien und Fischen

Target Readership x-xxx

Veterinary surgeons	xxx
Students (Vet Med)	x
Other animal health professionals	xx
Pharmaceutical industry	xx

▪ **Of interest to**

Veterinarians in small-animal practice, specialist veterinarians in laboratory animal science, physicians and veterinarians involved in research

▪ **Publication date**

September 2010

▪ **Rights available**

All languages

Every patient is different – and so is every anesthesiologic procedure!

Animal species, age, state of health and treatment aim: many factors have to be included when planning medically appropriate anesthesia. The wide range of indications and patients – from dogs to tortoises – and the high expectations of animal owners require a fundamental understanding of this specialty.

The 2nd completely revised edition conveys the basic technical and pharmacological principles, in the accustomed detailed and comprehensive manner, and the practical implementation of injection and inhalation anesthesia. The renowned team of authors from medical practice, science and teaching takes into account both the latest research results and the relevant legal stipulations.

The book serves to convey factual knowledge of the complex subject matter of anesthesia, analgesia and intensive care medicine and is aimed at all veterinarians in the areas of small-animal medicine and laboratory animal science.


2nd, revised edition 2011. 1,000 pages, 277 illustrations, 137 tables, hardcover, 16,5 x 24 cm
 € 129,- (D) • ISBN 978-3-7945-2781-6

Martin Grell, Souel Maleh

Atlas of Equine Dentistry

Findings and Treatment

Atlas der Zahnheilkunde beim Pferd
Befunde und Behandlung



A picture is worth a thousand words

Taking this motto to heart, the authors present their impressive collection of images covering modern diagnosis and treatment options in the field of equine dentistry. The authors deliberately refrain from lengthy text commentary. The focus of the book is on the systematic depiction of pathological changes in the equine buccal cavity and therapy options with short, to-the-point descriptions and treatment instructions. Numerous color photos from the field show patients before and after treatment, enabling the reader to make excellent comparisons. Striking radiographs, ultrasound images, CT and MRI scans, and thermal images complete the material presented.

The team of authors, who are also heavily involved in the International Society for Improving the Function of Equine Teeth (IGFP), have written this atlas for all practicing equine veterinarians and clinicians as well as equine dental practitioners.

▪ Essentials

- **Comprehensive:** about 630 top-quality color images – from the lips to behind the last molar
- **User-friendly:** the most important information presented in a concise, easy-to-follow layout

2011. 174 pages, 646 illustrations, hardcover,
21 x 28 cm
€ 149,- (D) • ISBN 978-3-7945-2693-2

Target Readership x-xxx

Veterinary surgeons	xxx
Students (Vet Med)	
Other animal health professionals	xx
Pharmaceutical industry	

▪ Of interest to


Veterinarians in equine practice,
equine dental practitioners

▪ Publication date

December 2010

▪ Rights available

All languages



Horst Erich König, Hans-Georg Liebich (Eds.)

Anatomy of Domestic Mammals

Textbook and color atlas for study and practice

Anatomie der Haussäugetiere

Lehrbuch und Farbatlas für Studium und Praxis

Target Readership x-xxx

Veterinary surgeons xx

Students (Vet Med) xxx

Other animal health professionals xx

Pharmaceutical industry

▪ **Of interest to**

Students of veterinary medicine, practicing and clinical veterinarians, biologists

▪ **Publication date**

August 2011

▪ **Rights available**

All languages

An unbeatable double: textbook and online access ...

Veterinary medicine is changing: while university studies focus on practice-oriented teaching and learning aims, practicing and clinical veterinarians require special knowledge and diagnosis with modern imaging procedures, as well as the basic principles of anatomy and standard techniques. The "Anatomy of Domestic Mammals" fulfils all your requirements for study and practice and will keep you up to date with the latest professional know-how.

Didactically excellent and clearly structured – making learning and consulting a book into a pleasure. Over 1,100 brilliant illustrations bring the Anatomy to life and make clinical examination procedures immediately understandable.

The updated and expanded 5th edition also gives you the chance to use "Vet Anatomy online", a unique, continuously expanded image database with a further 1,000 illustrations and supplementary texts.

... for study and practice!

▪ **Essentials**

- **A total of over 2,000 illustrations:** macroanatomical and histologic preparations, plastinated slices, modern imaging procedures and supplementary color schematic diagrams
- **Additional chapter:** cross-sectional anatomy and imaging procedures
- **Additions to the clinical examination procedures:** rectal and neurological examination

Vet Anatomy online: The image database with a further 1,000 illustrations and texts

5th, revised and expanded edition 2011.

804 pages, 1,119 illustrations, of which 1,031 are in

color, 53 tables, hardcover, 22 x 30 cm

€ 159,- (D) • ISBN 978-3-7945-2832-5

Wilfried Kraft, Ilka U. Emmerich, Jutta Hein
Drug Dosage Suggestions
for Small Rodents, Rabbits
and Ferrets

MemoVet

Dosierungsvorschläge für Arzneimittel bei
 Kleinnagern, Kaninchen und Frettchen
 MemoVet



It's the dose that counts!

They present ever more frequently in veterinarians' practices: the approximately 5.6 million small rodents, rabbits and ferrets that live in German households today. These domestic pets differ from dogs and cats, and not only with regard to the specific diseases they experience. In particular, their metabolism and thus their sensitivity to certain drugs shows important distinctive features.

The book collates clearly sourced dosage suggestions in accordance with current scientific knowledge. Based on the proven concept of "Dosage Suggestions for Dogs and Cats", it sheds light on the maze of advice regarding the use of active substances in small mammals.

An essential reference work for veterinarians in small-animal practice, giving detailed information from specialists on species-appropriate medication for gerbils, guinea pigs, hamsters, chinchillas, ferrets, etc.

2011. 236 pages, tabular format, softcover,
 12 x 18,5 cm
 € 26,95 (D) • ISBN 978-3-7945-2838-7

Target Readership x-xxx

Veterinary surgeons	xxx
Students (Vet Med)	xx
Other animal health professionals	
Pharmaceutical industry	xx

▪ **Of interest to**

Veterinarians in small-animal practice

▪ **Publication date**

September 2011

▪ **Rights available**

All languages



Wilfried Kraft (Ed.)

Recommended Dosages for Canine and Feline Medications

MemoVet

Dosierungsvorschläge für Arzneimittel bei Hund und Katze

MemoVet

Target Readership x-xxx

Veterinary surgeons xxx

Students (Vet Med) xx

Other animal health professionals

Pharmaceutical industry xx

▪ Of interest to

Small-animal veterinarians

▪ Publication date

December 2009

▪ Rights available

All languages

The classic work for small animal practice – now in a newly revised 5th edition!

The success of the previous editions speaks for itself: For many practicing veterinarians, the pocket-size softcover “Suggested Dosages” has become an indispensable and reliable guide for small animal practice.

It includes in-depth information about the dosing and effect of available veterinary or human medications, possible applications and risks; this guide is guaranteed to help veterinarians succeed in optimally matching medications with the illnesses of their four-legged patients.

With the time-tested tabular alphabetical listing of active ingredients, the guide makes it easy to find what you are looking for during even the most rushed look-ups!

▪ Essentials

- **Active ingredients with profile:** indications, effects and side effects, contraindications, and names of brand name medications containing this ingredient
- **Brief and to the point:** a clear, easy-to-follow listing of specialized medications and indications
- **Plus:** information on infusions, cytostatic therapy, and parenteral nutrition

5th, completely updated and expanded edition 2010. 272 pages, numerous tables, softcover, 12 x 18,5 cm € 26,95 (D) • ISBN 978-3-7945-2639-0


Hans-Georg Liebich

Functional Histology of Domestic Mammals and Birds

Textbook and Color Atlas for Students and Practitioners

Funktionelle Histologie der Haussäugetiere und Vögel

Lehrbuch und Farbatlas für Studium und Praxis



The textbook with online access – for a comprehensive overview of histology

“Functional Histology of Domestic Mammals and Birds” is far more than another “histo book” for your veterinary school classes: this tried and true guide, now available in a completely revised fifth edition as a combination textbook/color atlas, underscores the key role histology plays in the understanding of all related fields in medicine and the natural sciences. With almost 600 illustrations, the book clearly shows how closely structure is linked to function and focuses on the aspects most relevant for students and practitioners. Via an access code printed in the book, you can also access nearly 700 additional photos online – you can choose to see them with or without captions – and utilize a valuable opportunity to review your own histology knowledge and skills.

▪ Essentials

- Integrated aspects on avian histology
- Nearly 1,500 illustrations – with new histological compounds, additional electron microscope images and brilliant photos
- Tables providing additional information on characteristics that can be used for differential diagnosis
- Many notes on features specific to the animal world
- Free online access included

Includes online access code enabling viewing of almost 700 additional photos

5th, completely revised and expanded edition 2010.
462 pages, 579 illustrations, 467 of which are in color,
4 tables, 21 diagrams, hardcover, 21 x 28 cm
€ 99,- (D) • ISBN 978-3-7945-2692-5

Target Readership x-xxx

Veterinary surgeons	x
Students (Vet Med)	xxx
Other animal health professionals	
Pharmaceutical industry	

▪ Of interest to

Students of veterinary medicine and the agricultural sciences, biologists, zoologists, and veterinarians in clinical practice

▪ Publication date

October 2009

▪ Rights available

All languages, except Italian



Christian Ferdinand Schrey Emergency Treatment in Small Animal Practice

MemoVet

Notfalltherapie in der Kleintierpraxis

MemoVet

Target Readership x-xxx

Veterinary surgeons	xxx
Students (Vet Med)	xx
Other animal health professionals	x
Pharmaceutical industry	xx

▪ Of interest to

Small-animal veterinarians

▪ Publication date

March 2009

▪ Rights available

All languages

In an emergency, you want more facts – more assurance

The right emergency measures may be essential for the acute emergency patient – and may even save his life.

The popular pocket-size paperback book, now available in a second updated edition, provides clearly structured guidelines for treating emergencies in small animals. Chapters on increasingly popular small-mammal pets (rabbits, hamsters, etc.) and birds were added for this edition. In a proven, easy-to-follow format, "Emergency Treatment" provides veterinarians with concrete instructions on first aid measures and continuing treatment after the crisis has passed.

▪ Essentials

- **From A to Z:** all emergencies, from acidosis to a ruptured diaphragm
- **Information at a glance:** selection and dosing of infusion solutions, antibiotics, and products for clinical feeding and nutrition
- **New:** emergency treatment for puppies, rabbits, guinea pigs, hedgehogs, and birds

2nd, revised and expanded edition 2009. 332 pages, tabular format, softcover, 12 x 18,5 cm
€ 34,95 (D) • ISBN 978-3-7945-2676-5

Dana Ströse, Sascha Schütz, Silke Schütz

Drug Dosage Suggestions for Birds, Reptiles, Amphibians and Fish

MemoVet

Dosierungsvorschläge für Arzneimittel bei
Vögeln, Reptilien, Amphibien und Fischen
MemoVet



Reliable information about iguanas, koi and cockatoos

For many veterinarians, birds, reptiles, amphibians and fish are literally “exotic creatures”, to which little or no consideration is given during training. In future, however, even non-specialist small-animal veterinarians will be increasingly confronted with these animal groups, as the number of their devotees is constantly growing.

Special animals require specialist knowledge, as not only the list of their possible diseases is long. After making a diagnosis, the attending veterinarian is inevitably confronted by the following questions: What active substances are available, which are advisable and well tolerated? What side effects are likely? What are the contraindications? Which route of administration is appropriate?

In this case, there is a large knowledge deficit, which is rectified by this team of authors specializing in birds, reptiles, amphibians and fish. In the proven pocketbook format, the practicing veterinarian can obtain at a glance all the necessary information for an adequate medical treatment, arranged alphabetically according to active substances and animal groups.

2012. Approx. 240 pages, Softcover, 12 x 18,5 cm
Approx. € 29,95 (D) • ISBN 978-3-7945-2831-8

Target Readership x - xxx

Veterinary surgeons	xxx
Students (Vet Med)	xx
Other animal health professionals	
Pharmaceutical industry	xx

Of interest to

Veterinarians in small-animal practice

Publication date

1st quarter of 2012

Rights available

All languages



Carsten Vogt (Ed.)

Textbook of Equine Dentistry

Lehrbuch der Zahnheilkunde beim Pferd

Target Readership x-xxx

Veterinary surgeons xxx

Students (Vet Med)

Other animal health professionals xx

Pharmaceutical industry x

▪ Of interest to

Veterinarians in horse practices

▪ Publication date

January 2011

▪ Rights available

All languages

How do you ask a horse to "open your mouth wide please..."?

Everybody who has concerned themselves in more detail about the discipline of dentistry in horses is confronted with new questions almost every day. The multiplicity of doctrines just creates more uncertainty.

The expert team of authors has opened a new chapter in equine dentistry with this textbook: besides basic knowledge, traditional and new diagnostic and treatment methods – tested for their suitability in everyday practice – are described in detail. The challenges faced when implementing these techniques are countered by innovative ideas – to help readers avoid making the same mistakes!

This top-class presentation of modern dentistry – with over 300 excellent illustrations – is suitable for newcomers and specialists in horse practices.

▪ Essentials

- **The ABC for practitioners:** from A(natomy) to B(iomechanics) to C(ysts)
- **Theory & practice:** evidence-based and experience-based knowledge
- **Bundled competence:** the authors are leaders in their field in Germany – from universities, clinics and practice

2011. 300 pages, 401 figures, hardcover, 21 x 28 cm
 € 199,- (D) • ISBN 978-3-7945-2690-1


Wissen & Leben



Schattauer

Knowledge & Living

Edited by Wulf Bertram



Valentin Braitenberg
**The Image of the World
in the Mind**

A Natural History of the Mind

2009. 223 pages, softcover
€ 14,95 (D) • ISBN 978-3-7945-2711-3



Valentin Braitenberg
**Information –
The Spirit in Nature**

2011. 168 pages, softcover
€ 14,95 (D) • ISBN 978-3-7945-2768-7



Carsten Bresch
Evolution

What remains of God?


2011. 306 pages, 124 figures, softcover
€ 24,95 (D) • ISBN 978-3-7945-2757-1



Peter Fiedler
**Behavioral Therapy
mon amour**

Myth – Fiction – Reality


2010. 492 pages, 8 figures, 1 table, softcover
€ 24,95 (D) • ISBN 978-3-7945-2752-6



Johann Caspar Rüegg
Mind & Body

How the Brain influences the Health

2010. 168 pages, 6 figures, softcover
€ 14,95 (D) • ISBN 978-3-7945-2734-2



Alois Burkhard
Mindfulness

Decision for a new way

2010. 192 pages, softcover
€ 14,95 (D) • ISBN 978-3-7945-2839-4



Manfred Spitzer
Enlightenment 2.0

Brain Research as Self-Concept

2010. 239 pages, 79 figures, 6 tables,
softcover
€ 19,95 (D) • ISBN 978-3-7945-2742-7



Manfred Spitzer
Dopamine & Cheese Cake

Brain Research à la carte

2011. 226 pages, 57 figures, 3 tables, softcover
€ 19,95 (D) • ISBN 978-3-7945-2813-4



Manfred Spitzer
**Flirting, Kissing,
Sweet Idleness**

and other brain achievements

2011. Approx. 230 pages, approx. 50
figures, approx. 5 tables, softcover
Approx. € 19,95 (D)
ISBN 978-3-7945-2856-1

