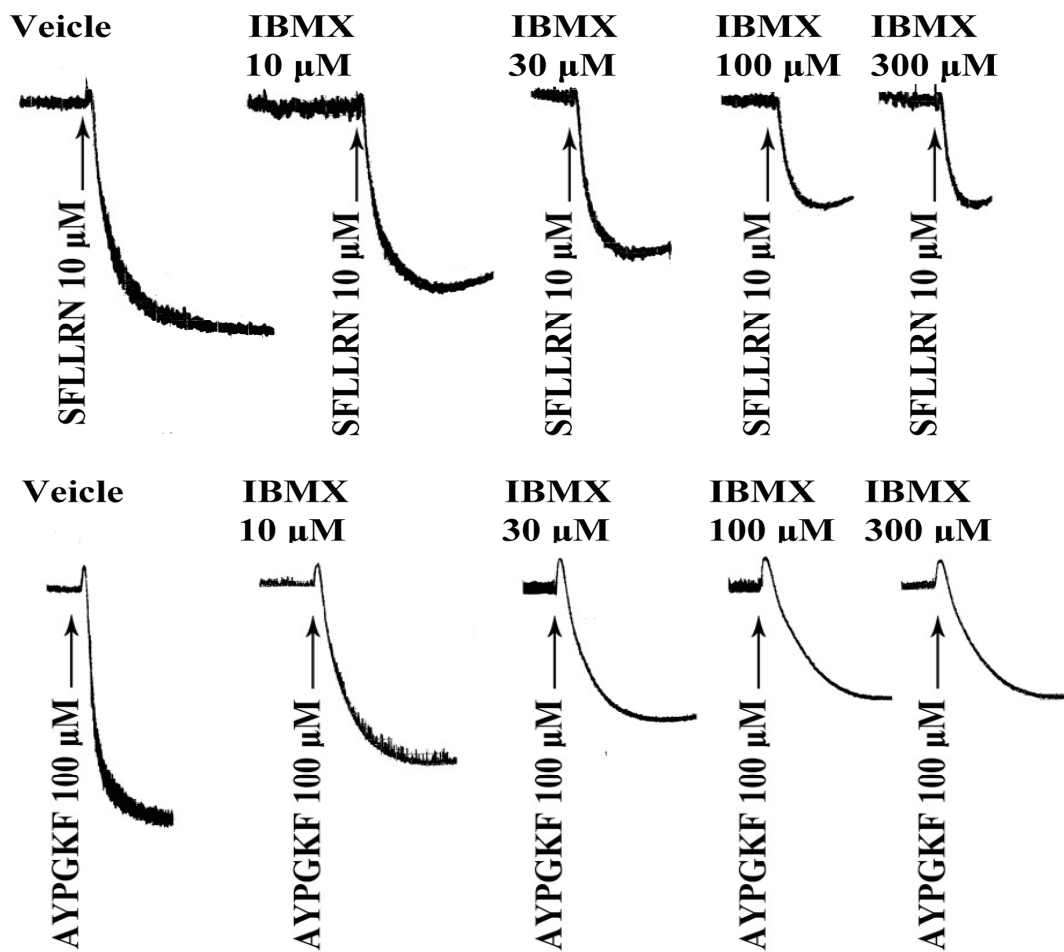


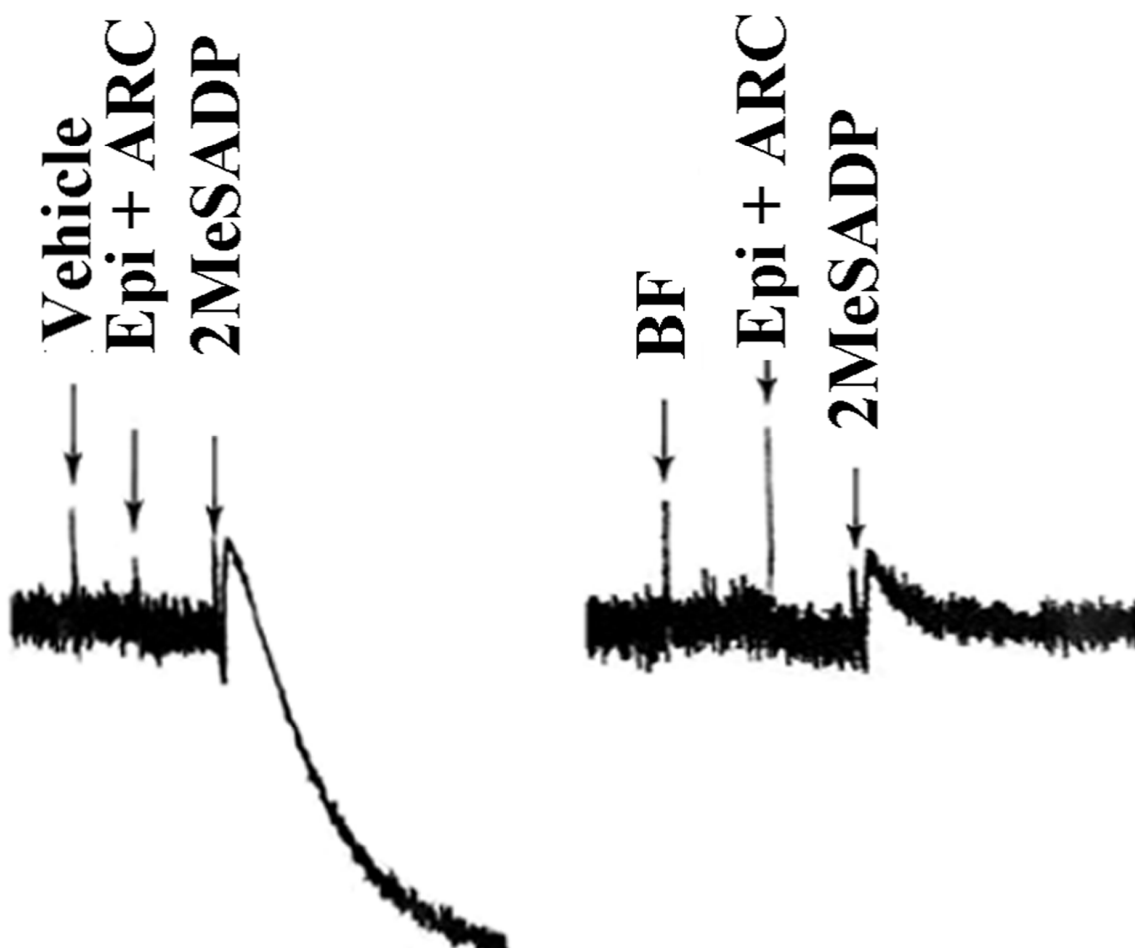
Supplementary Figures to Zhang et al. “BF0801, a novel adenine derivative, inhibits platelet activation via PDE inhibition and P2Y₁₂ antagonism” (THromb Haemost 2010; 104.4)

Supplementary Fig 1



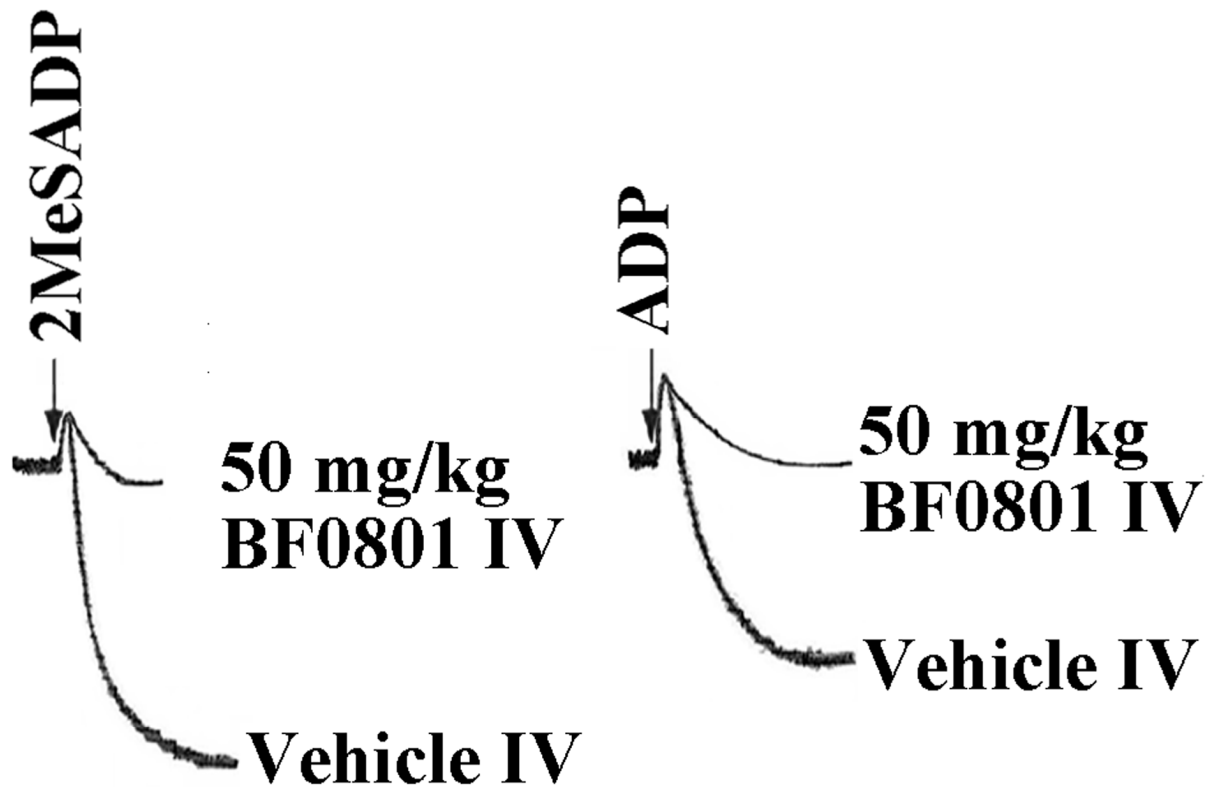
Supplementary Figure 1: IBMX 100 μ M provided maximal inhibition on platelet aggregation induced by SFLLRN and AYPGKF in aspirin-treated human washed platelets.

Supplementary Fig 2



Supplementary Figure 2: BF0801 abolished platelet aggregation induced by Gq plus Gz. In aspirin-treated human washed platelets, platelet aggregation was elicited by 2MeSADP (100 nM) in the presence of epinephrine (Epi) (10 μ M) and AR-C69931MX (ARC) (100 nM). Preincubation of platelets with BF0801 (300 μ M) dramatically inhibited platelet aggregation without affecting shape change. Data shown are representative of at least 3 experiments using platelets from different donors. DMSO was used as a vehicle control.

Supplementary Fig 3



Supplementary Figure 3: Antiplatelet effects of BF0801 were confirmed by ex vivo study using platelets from rats intravenously given BF0801. BF0801 (50 mg kg^{-1}) or same volume of DMSO were intravenously injected into SD rats, blood collected from carotid artery 5 minutes later was used. Platelet aggregation in PRP was elicited by ADP ($10 \text{ }\mu\text{M}$) or 2MeSADP (100 nM). Tracings shown are representative of 3 separate experiments using platelets from different rats.

